


10⁺ SURFACES

600X
1200MM

Herringbone
SERIES




About us

Passero was established to capture and deliver the latest upgrades in the processing and collection of tiles. We manufacture Glazed Vitrified Tiles that have proven to be rich in both aspects – aesthetics and functionality. We deliver an exquisite variety of 10+ surfaces. Among the many, some chief ones to be mentioned are carving, laparto, and sugar finish. Our forte lies in maintaining state-of-the-art technology which results in delivering top-notch quality. We believe in consistency in advancing our processes and output, and envision illuminating your home with brilliance as well as long-lasting tiles. Our vast collection lets a person find their own unique piece. You dream it, We make it!

10⁺ SURFACES

Our collection has a wide variety of styles. Variants let a customer identify their own distinctive style and taste through they want to illuminate their home decor or bring a dark marvelous touch to it. Our products have top-notch quality as special attention is given to processing and finishing through a constant upgrade in technology and innovations.

We aim to bring forward our products to compete at a global standard of lifestyle and home decor. Our perpetual determination and efforts focus on providing the world with something new and creative. Our mission is to break through the ceramic industry through our profound artistic collection.



600x1200mm

The dimension available is 600x1200 mm. This basic yet perfect size can allow various applications. Extreme attention is given to engineering and finishing. A thorough advancement is made in technology management along with a strong value of sustainability.

Our team includes great professionals that understand the organization's values and principles. Our company also aims to provide certain training and guidance to them to enhance their ability and improve their work.

APPLICATION

Our products make your home look extra spacious and grandeur. Our aim is to bring a touch of extravagance and beauty that marvels the audience and onlookers. We have several applications for indoor & outdoor spaces. Our exquisite styles are widely used to adorn the walls & embellish the floor of your household. they give a modern contemporary outlook and a serene vibe. Uplifting your lifestyle, we opt to do the impossible. We are here to amaze you By transforming the ordinary into the extraordinary. Our surfaces can adorn various residential and commercial locations beautifully.



Commercial Building



Hotel, Restaurant



School, College



Hall & corridor



Mall & Super Market



Religious Place



Residential



Hospital



Airport



Gymnasium



Industry



Spa



Herringbone
SERIES

Interactive Guide



Please Click

To view specific tile information in detail, please click on the corresponding tile picture.



Click on the logo

To return to the previous index page, you shall click on the logo.

HERRINGBONE SERIES

The Herringbone Series offers a modern take on the classic herringbone pattern, adding a unique touch to any room. Its neutral colors and textures make it easy to pair with any existing décor. With its contemporary twist on a timeless design, the Herringbone Series is sure to be a timeless classic in any space. Its versatility makes it perfect for any style, from traditional to modern, ensuring it will be a staple in your home for years to come.

Its unique style and high-quality materials make it a great choice for any home, while its range of colors and textures allow you to customize the look to fit your individual taste. Whether you're looking for a timeless classic or something more contemporary, the Herringbone Series has something to offer. Its long-lasting design and durable materials make it a great investment that will last for years.

- | | | | |
|----|--------------|----|---------------|
| 1 | Delice Beige | 12 | Murfi Grey |
| 2 | Delice Grey | 13 | Murfi Crema |
| 3 | Delice Red | 14 | Murfi Wenge |
| 4 | Delice Wood | 15 | Murfi Brown |
| 5 | Exotic Black | 16 | Murfi Pine |
| 6 | Exotic White | 17 | Murfi Panda |
| 7 | Iris Beige | 18 | Murfi Wood |
| 8 | Iris Bianco | 19 | Natalia Black |
| 9 | Iris Crema | 20 | Natalia Grey |
| 10 | Iris Grey | 21 | Natalia Brown |
| 11 | Murfi Bianco | 22 | Natalia Pine |



9 MM Thickness



Chemical Resistant



Impact Resistant



Weather Pro





Anti-bacterial



Easy Clean



Stain Resistant



DELICE BEIGE

Surface : Punch With Carving | Size : 600x1200mm | Random : 1

DELICE GREY

Surface : Punch With Carving | Size : 600x1200mm | Random : 1



DELICE GREY



9 MM Thickness



Chemical Resistant



Impact Resistant



Weather Pro









Anti-bacterial



Easy Clean



Stain Resistant



DELICE RED

Surface : Punch With Carving | Size : 600x1200mm | Random : 1

DELICE WOOD

Surface : Punch With Carving | Size : 600x1200mm | Random : 1



DELICE WOOD



9 MM Thickness



Chemical Resistant



Impact Resistant



Weather Pro



Anti-bacterial



Easy Clean




Stain Resistant



EXOTIC BLACK

Surface : Punch With Carving | Size : 600x1200mm | Random : 1



EXOTIC WHITE

Surface : Punch With Carving | Size : 600x1200mm | Random : 1





EXOTIC BLACK



9 MM Thickness



Chemical Resistant



Impact Resistant



Weather Pro









Anti-bacterial



Easy Clean



Stain Resistant



IRIS BEIGE

Surface : Punch With Carving | Size : 600x1200mm | Random : 1

IRIS BIANCO

Surface : Punch With Carving | Size : 600x1200mm | Random : 1



IRIS BIANCO



9 MM Thickness



Chemical Resistant



Impact Resistant



Weather Pro





Anti-bacterial



Easy Clean





Stain Resistant



IRIS CREMA

Surface : Punch With Carving | Size : 600x1200mm | Random : 1



IRIS GREY

Surface : Punch With Carving | Size : 600x1200mm | Random : 1



IRIS GREY




9 MM Thickness



Chemical Resistant




Impact Resistant



Weather Pro





Anti-bacterial



Easy Clean



Stain Resistant



MURFI BIANCO

Surface : Punch With Carving | Size : 600x1200mm | Random : 1

MURFI GREY

Surface : Punch With Carving | Size : 600x1200mm | Random : 1



MURFI GREY



9 MM Thickness



Chemical Resistant



Impact Resistant



Weather Pro





Anti-bacterial



Easy Clean



Stain Resistant



MURFI CREMA

Surface : Punch With Carving | Size : 600x1200mm | Random : 1

MURFI WENGE

Surface : Punch With Carving | Size : 600x1200mm | Random : 1



MURFI CREMA



9 MM Thickness



Chemical Resistant




Impact Resistant



Weather Pro







Anti-bacterial



Easy Clean



Stain Resistant



MURFI BROWN

Surface : Punch With Carving | Size : 600x1200mm | Random : 1

MURFI PINE

Surface : Punch With Carving | Size : 600x1200mm | Random : 1



MURFI BROWN




9 MM Thickness



Chemical Resistant




Impact Resistant



Weather Pro





Anti-bacterial



Easy Clean





Stain Resistant



MURFI PANDA

Surface : Punch With Carving | Size : 600x1200mm | Random : 1



MURFI WOOD

Surface : Punch With Carving | Size : 600x1200mm | Random : 1



MURFI PANDA




9 MM Thickness



Chemical Resistant




Impact Resistant



Weather Pro





Anti-bacterial



Easy Clean



Stain Resistant



NATALIA BLACK

Surface : Punch With Carving | Size : 600x1200mm | Random : 1

NATALIA GREY

Surface : Punch With Carving | Size : 600x1200mm | Random : 1



NATALIA GREY




9 MM Thickness



Chemical Resistant




Impact Resistant



Weather Pro





Anti-bacterial



Easy Clean



Stain Resistant



NATALIA BROWN

Surface : Punch With Carving | Size : 600x1200mm | Random : 1

NATALIA PINE

Surface : Punch With Carving | Size : 600x1200mm | Random : 1



NATALIA BROWN

Technical Specification

Dimensions & surface Quality

| Characteristic | Group Bia – ISO 13006/EN-176 | Group Bia IS :15622:2017 | Value | Test According to |
|------------------------------------|-------------------------------------|--------------------------|--------------------|----------------------------|
| Deviation in length and width | ± 0.6% | ± 0.1% | ± 0.1% | ISO 10545:2/IS:13630 (P-1) |
| Deviation in thickness | ± 5% | ± 4% | ± 4% | ISO 10545:2/IS:13630 (P-1) |
| Deviation in Straightness of sides | ± 0.5% | ± 0.4% | ± 0.1% | ISO 10545:2/IS:13630 (P-1) |
| Deviation in Rectangularity | ± 0.6% | ± 0.1% | ± 0.1% | ISO 10545:2/IS:13630 (P-1) |
| Deviation in Surface Flatness | ± 0.5% | ± 0.2% | ± 0.2% | ISO 10545:2/IS:13630 (P-1) |
| Surface Quality & Color (%) | Minimum 95% Declared by manufacture | Minimum 95% | No visible defects | ISO 10545:2/IS:13630 (P-1) |
| Glossiness with Nano | | | Above 90 | ISO 2813 (Glossy meter) |

Physical characteristics

| Characteristic | Group Bia – ISO 13006/EN-176 | Group Bia IS :15622:2017 | Value | Test According to |
|---|------------------------------|--------------------------|-----------|-----------------------------|
| Scratch Hardness of surface Moh's scale | Min. 3 | Min. 3 | Min. 3 | EN-101/IS:13630 (P-13) |
| Water absorption | ≤3% | Min. 3 | ≤3% | ISO 10545:3/IS: 13630 (P-2) |
| Moisture Expansion | Nil | - | Nil | ISO 10545:10 |
| Surface Abrasion | Required | Required | PEI 2 – 4 | ISO 10545:7/IS:13630 (P-12) |

Mechanical characteristics

| Characteristic | Group Bia – ISO 13006/EN-176 | Group Bia IS :15622:2017 | Value | Test According to |
|--------------------|------------------------------|-----------------------------------|------------------------|-----------------------------|
| Breaking strength | 1300 N | Min 1300 N | ≥ 1800 N | ISO 10545:4/IS: 13630 (P-6) |
| Modulus of rupture | >35 N/mm ² | Average 35, Individual minimum 32 | ≥ 35 N/mm ² | ISO 10545:4/IS: 13630 (P-6) |

Safety characteristics

| Characteristic | Group Bia – ISO 13006/EN-176 | Group Bia IS :15622:2017 | Value | Test According to |
|--|------------------------------|--------------------------|------------|---------------------------|
| Density | 2.20 gm/cc | Min 2.20 gm/cc | 2.20 gm/cc | DIN 51082/IS: 13630 (P-2) |
| Skid resistance (Friction coefficient) | ≥0.4 | - | ≥ 0.4 | ISO 10545:17 |

Thermo photo characteristics

| Characteristic | Group Bia – ISO 13006/EN-176 | Group Bia IS :15622:2017 | Value | Test According to |
|-----------------------------------|------------------------------|--------------------------|----------------------------------|-------------------------------|
| Thermal shock resistance | Resistant to 10 cycles | Min 10 cycles | Pass min 10 cycles | ISO 10545:9/IS: 13630 (P-5) |
| Co efficient of thermal expansion | 9×10-6K-1Max | 6×10-6K-1Max | <6×10-6K-1 Max | ISO 10545:8/IS:13630 (P-4) |
| Frost resistance | Resistant | Required | Need to comply with the standard | ISO 10545:12/IS: 13630 (P-10) |
| Color Resistance to UV light | Resistant | - | Resistant | DIN 51094 |

Chemical characteristics

| Characteristic | Group Bia – ISO 13006/EN-176 | Group Bia IS :15622:2017 | Value | Test According to |
|--|------------------------------|--------------------------|-------------------------|-----------------------------|
| Stain Resistance | Min class-3 | Required | Min conform to class-3* | ISO 10545:14 |
| Chemical Resistance HOUSE HOLD CHEMICAL & SWIMMING POOL SALT | min class-UB | Required | Conform to classes-UA* | ISO 10545:13/IS:13630 (P-7) |
| Chemical Resistance LOW CONCENTRATIONS ACID & ALKALIES | min class-ULB | Required | Conform to classes-ULA* | ISO 10545:13/IS:13630 (P-7) |
| Chemical Resistance HIGH CONCENTRATIONS ACID & ALKALIES | min class-UHB | Required | Conform to classes-UHA* | ISO 10545:13/IS:13630 (P-7) |

DOMESTIC PACKING DETAILS

| Dimensions (mm) | Thickness (mm) | Pieces Per Box | Coverage Area | | Box Weight (kg) |
|-----------------|----------------|----------------|---------------|---------|-----------------|
| | | | (sqm.) | (sqft.) | |
| 600x1200 | 9 | 02 | 1.44 | 15.50 | 29 (Approx) |

NOTE :

- Colours in the catalogue are as accurate as printing process allows. Please check actual tile sample before making the final selection.
- Sizes mentioned in the catalogue are nominal sizes only.
- For better laying, Please follow the instructions on the packaging box.
- Please make sure to check the shade/finish with the sales agent/ dealer making the final purchase because there might be variation in actual finish that shown in the catalogue. The company will not bear any loss in such case.